

MORE THAN ENOUGH



My 2023 Giving Estimate


Acknowledging there is always More Than Enough, I/we estimate our support of \$_____ for ministry.
I/we plan to give this amount weekly monthly semiannually annually.

NAME _____

ADDRESS _____

PHONE _____ EMAIL _____

- Please contact me about setting up automatic online payments through Realm.
- Please contact me about including the church in my estate plans.
- Please contact me about making my gift through stocks or securities.
- I will make my gift online this year, please look for my gift.



MORE THAN ENOUGH



My 2023 Giving Estimate


Acknowledging there is always More Than Enough, I/we estimate our support of \$_____ for ministry.
I/we plan to give this amount weekly monthly semiannually annually.

NAME _____

ADDRESS _____

PHONE _____ EMAIL _____

- Please contact me about setting up automatic payments through Realm.
- Please contact me about including the church in my estate plans.
- Please contact me about making my gift through stocks or securities.
- I will make my gift online this year, please look for my gift.



MORE THAN ENOUGH



My 2023 Giving Estimate


Acknowledging there is always More Than Enough, I/we estimate our support of \$_____ for ministry.
I/we plan to give this amount weekly monthly semiannually annually.

NAME _____

ADDRESS _____

PHONE _____ EMAIL _____

- Please contact me about setting up automatic payments through Realm.
- Please contact me about including the church in my estate plans.
- Please contact me about making my gift through stocks or securities.
- I will make my gift online this year, please look for my gift.



| Annual Income | Weekly Income | Beyond the Tithe | | Tithe | Weekly Proportional Giving | | | | | | | | |
|---------------|---------------|------------------|-------|-------|----------------------------|-------|-------|-------|-------|-------|------|------|------|
| | | 15% | 12% | | 10% | 9% | 8% | 7% | 6% | 5% | 4% | 3% | 2% |
| \$20,000 | \$385 | \$58 | \$46 | \$38 | \$35 | \$31 | \$27 | \$23 | \$19 | \$15 | \$12 | \$8 | \$4 |
| \$25,000 | \$481 | \$72 | \$58 | \$48 | \$43 | \$38 | \$34 | \$29 | \$24 | \$19 | \$14 | \$10 | \$5 |
| \$30,000 | \$577 | \$87 | \$69 | \$58 | \$52 | \$46 | \$40 | \$35 | \$29 | \$23 | \$17 | \$12 | \$6 |
| \$40,000 | \$769 | \$115 | \$92 | \$77 | \$69 | \$62 | \$54 | \$46 | \$38 | \$31 | \$23 | \$15 | \$8 |
| \$50,000 | \$962 | \$144 | \$115 | \$96 | \$87 | \$77 | \$67 | \$58 | \$48 | \$38 | \$29 | \$19 | \$10 |
| \$60,000 | \$1,154 | \$173 | \$138 | \$115 | \$104 | \$92 | \$81 | \$69 | \$58 | \$46 | \$35 | \$23 | \$12 |
| \$70,000 | \$1,346 | \$202 | \$162 | \$135 | \$121 | \$108 | \$94 | \$81 | \$67 | \$54 | \$40 | \$27 | \$13 |
| \$80,000 | \$1,538 | \$231 | \$185 | \$154 | \$138 | \$123 | \$108 | \$92 | \$77 | \$62 | \$46 | \$31 | \$15 |
| \$90,000 | \$1,731 | \$260 | \$208 | \$173 | \$156 | \$138 | \$121 | \$104 | \$87 | \$69 | \$52 | \$35 | \$17 |
| \$100,000 | \$1,923 | \$288 | \$231 | \$192 | \$173 | \$154 | \$135 | \$115 | \$96 | \$77 | \$58 | \$38 | \$19 |
| \$120,000 | \$2,308 | \$346 | \$277 | \$231 | \$208 | \$185 | \$162 | \$138 | \$115 | \$92 | \$69 | \$46 | \$23 |
| \$150,000 | \$2,885 | \$433 | \$346 | \$288 | \$260 | \$231 | \$202 | \$173 | \$144 | \$115 | \$87 | \$58 | \$29 |

| Annual Income | Weekly Income | Beyond the Tithe | | Tithe | Weekly Proportional Giving | | | | | | | | |
|---------------|---------------|------------------|-------|-------|----------------------------|-------|-------|-------|-------|-------|------|------|------|
| | | 15% | 12% | | 10% | 9% | 8% | 7% | 6% | 5% | 4% | 3% | 2% |
| \$20,000 | \$385 | \$58 | \$46 | \$38 | \$35 | \$31 | \$27 | \$23 | \$19 | \$15 | \$12 | \$8 | \$4 |
| \$25,000 | \$481 | \$72 | \$58 | \$48 | \$43 | \$38 | \$34 | \$29 | \$24 | \$19 | \$14 | \$10 | \$5 |
| \$30,000 | \$577 | \$87 | \$69 | \$58 | \$52 | \$46 | \$40 | \$35 | \$29 | \$23 | \$17 | \$12 | \$6 |
| \$40,000 | \$769 | \$115 | \$92 | \$77 | \$69 | \$62 | \$54 | \$46 | \$38 | \$31 | \$23 | \$15 | \$8 |
| \$50,000 | \$962 | \$144 | \$115 | \$96 | \$87 | \$77 | \$67 | \$58 | \$48 | \$38 | \$29 | \$19 | \$10 |
| \$60,000 | \$1,154 | \$173 | \$138 | \$115 | \$104 | \$92 | \$81 | \$69 | \$58 | \$46 | \$35 | \$23 | \$12 |
| \$70,000 | \$1,346 | \$202 | \$162 | \$135 | \$121 | \$108 | \$94 | \$81 | \$67 | \$54 | \$40 | \$27 | \$13 |
| \$80,000 | \$1,538 | \$231 | \$185 | \$154 | \$138 | \$123 | \$108 | \$92 | \$77 | \$62 | \$46 | \$31 | \$15 |
| \$90,000 | \$1,731 | \$260 | \$208 | \$173 | \$156 | \$138 | \$121 | \$104 | \$87 | \$69 | \$52 | \$35 | \$17 |
| \$100,000 | \$1,923 | \$288 | \$231 | \$192 | \$173 | \$154 | \$135 | \$115 | \$96 | \$77 | \$58 | \$38 | \$19 |
| \$120,000 | \$2,308 | \$346 | \$277 | \$231 | \$208 | \$185 | \$162 | \$138 | \$115 | \$92 | \$69 | \$46 | \$23 |
| \$150,000 | \$2,885 | \$433 | \$346 | \$288 | \$260 | \$231 | \$202 | \$173 | \$144 | \$115 | \$87 | \$58 | \$29 |

| Annual Income | Weekly Income | Beyond the Tithe | | Tithe | Weekly Proportional Giving | | | | | | | | |
|---------------|---------------|------------------|-------|-------|----------------------------|-------|-------|-------|-------|-------|------|------|------|
| | | 15% | 12% | | 10% | 9% | 8% | 7% | 6% | 5% | 4% | 3% | 2% |
| \$20,000 | \$385 | \$58 | \$46 | \$38 | \$35 | \$31 | \$27 | \$23 | \$19 | \$15 | \$12 | \$8 | \$4 |
| \$25,000 | \$481 | \$72 | \$58 | \$48 | \$43 | \$38 | \$34 | \$29 | \$24 | \$19 | \$14 | \$10 | \$5 |
| \$30,000 | \$577 | \$87 | \$69 | \$58 | \$52 | \$46 | \$40 | \$35 | \$29 | \$23 | \$17 | \$12 | \$6 |
| \$40,000 | \$769 | \$115 | \$92 | \$77 | \$69 | \$62 | \$54 | \$46 | \$38 | \$31 | \$23 | \$15 | \$8 |
| \$50,000 | \$962 | \$144 | \$115 | \$96 | \$87 | \$77 | \$67 | \$58 | \$48 | \$38 | \$29 | \$19 | \$10 |
| \$60,000 | \$1,154 | \$173 | \$138 | \$115 | \$104 | \$92 | \$81 | \$69 | \$58 | \$46 | \$35 | \$23 | \$12 |
| \$70,000 | \$1,346 | \$202 | \$162 | \$135 | \$121 | \$108 | \$94 | \$81 | \$67 | \$54 | \$40 | \$27 | \$13 |
| \$80,000 | \$1,538 | \$231 | \$185 | \$154 | \$138 | \$123 | \$108 | \$92 | \$77 | \$62 | \$46 | \$31 | \$15 |
| \$90,000 | \$1,731 | \$260 | \$208 | \$173 | \$156 | \$138 | \$121 | \$104 | \$87 | \$69 | \$52 | \$35 | \$17 |
| \$100,000 | \$1,923 | \$288 | \$231 | \$192 | \$173 | \$154 | \$135 | \$115 | \$96 | \$77 | \$58 | \$38 | \$19 |
| \$120,000 | \$2,308 | \$346 | \$277 | \$231 | \$208 | \$185 | \$162 | \$138 | \$115 | \$92 | \$69 | \$46 | \$23 |
| \$150,000 | \$2,885 | \$433 | \$346 | \$288 | \$260 | \$231 | \$202 | \$173 | \$144 | \$115 | \$87 | \$58 | \$29 |

